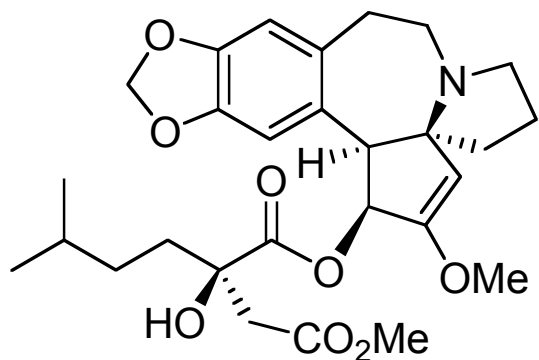


Strain Release Rearrangement of *N*-Vinyl-2-Aziridines. Total Synthesis of the Anti-Leukemia Alkaloid (-)-Deoxyharringtonine

J.D.Eckelbarger, J.T.Wilmot, D.Y.Gin
J.A.C.S. ASAP



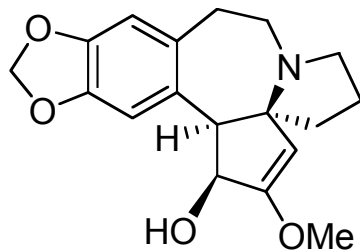
Deoxyharringtonine

Outline:

- Introduction
- Synthetic History
- *N*-Vinyl-Aziridine Rearrangement
- Current Synthesis
- Conclusion

Introduction

- **Cephalotaxus esters**
 - Occur in 8 species of genus *Cephalotaxus* evergreen plum yews
 - Located in Southeastern Asian
 - Several family members target P388 and L1210 leukemia cells with IC_{50} values in the ng/mL range
 - Inhibit protein biosynthesis
- **Cephalotaxine**
 - Most abundant parent member of the harringtonine alkaloid family
 - Weak biological activity
 - Isolated in 1963 and structure definitively proven through X-ray crystallography in 1974 (*J.O.C.* **1963**, 28, 1445 and *J.O.C.* **1974**, 39, 1269)



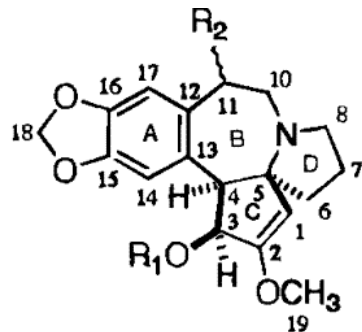
cephalotaxine

J. Am. Chem. Soc.; **1999**; 121; 10264

Biologically Active Esters

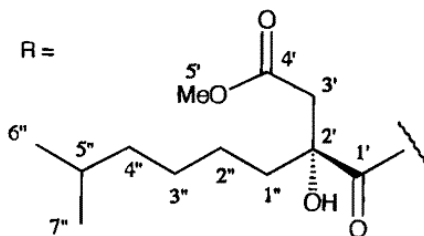
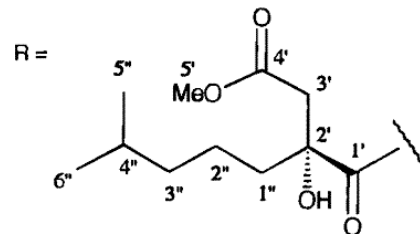
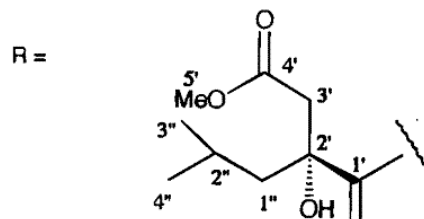
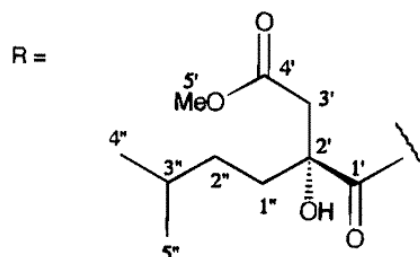
Group 1

(*J. Nat. Prod.*, **59**, 1192, 1996)

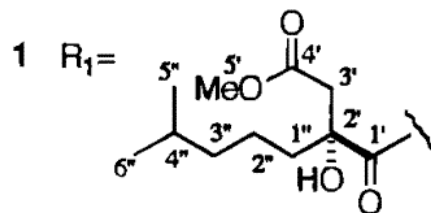


Group 2, R₂=H

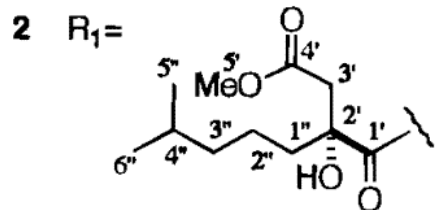
(*J. Nat. Prod.*, **59**, 965, 1996)



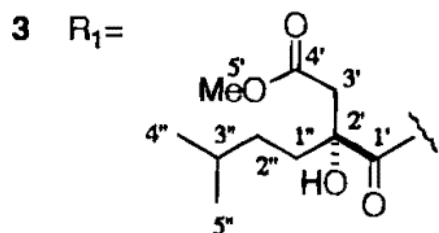
4



R₂ = α-OH

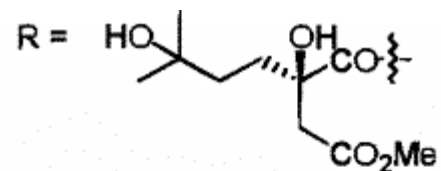


R₂ = β-OH

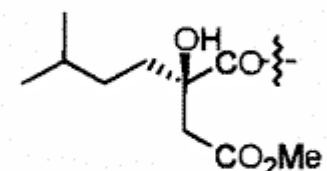


R₂ = β-OH

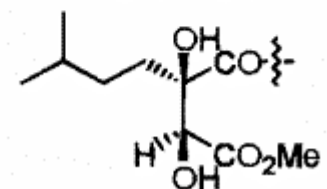
- *Group 1*
 - 0.024-0.056 μg/ml against P-388
 - *Group 2*
 - 0.17-0.38 μg/ml
 - L1210 IC₅₀ (μg/ml)
 - Harringtonine: 2.0
 - Deoxyharringtonine: 0.0082
 - Isoharringtonine: 0.14
- (*Tetrahedron*, **2000**, *56*, 2929)



Harringtonine



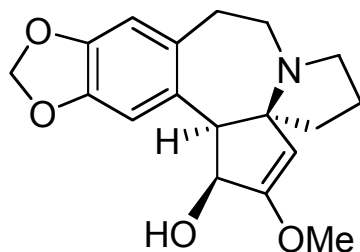
Deoxyharringtonine



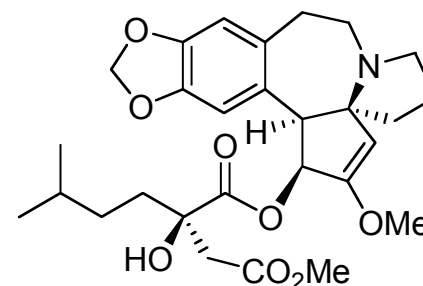
Isoharringtonine

Synthetic History

- Most of the syntheses have targeted cephalotaxine
 - Over 20 syntheses of this target
 - First racemic synthesis by Weinreb (*JACS*, 1972, 94, 7172)
- Deoxyharringtonine
 - Difficult to acylate alcohol
 - Several syntheses of related cephalotaxine esters present in literature
 - Harringtonine (*J.O.C.*, 1978, 43, 4762)
 - Homoharringtonine (*JOC*, 1983, 48, 5321)



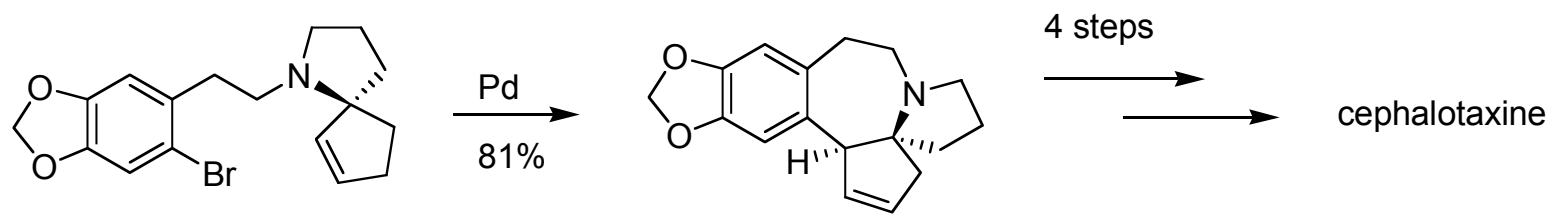
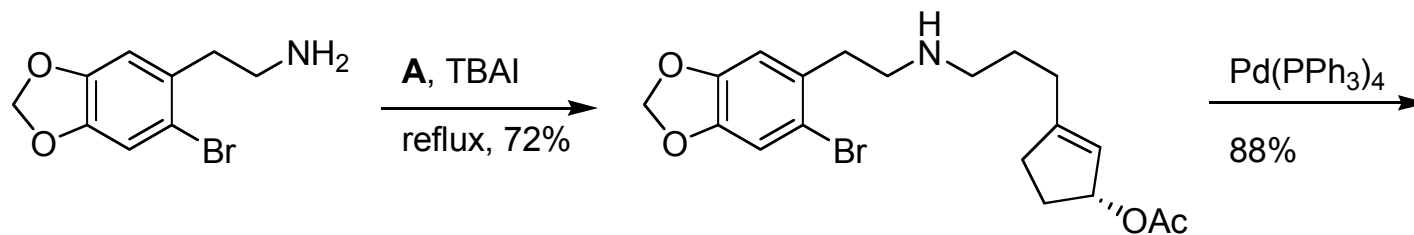
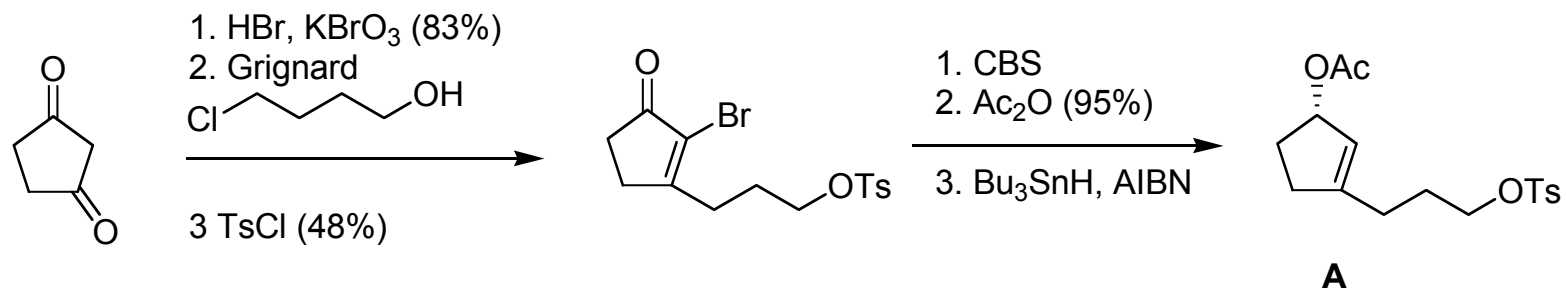
cephalotaxine



Deoxyharringtonine

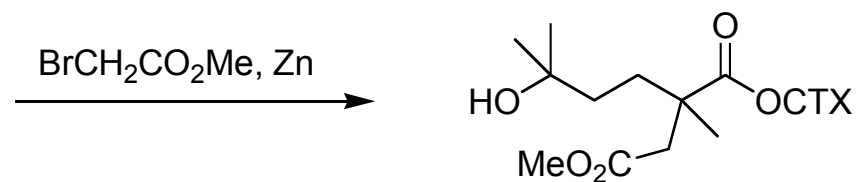
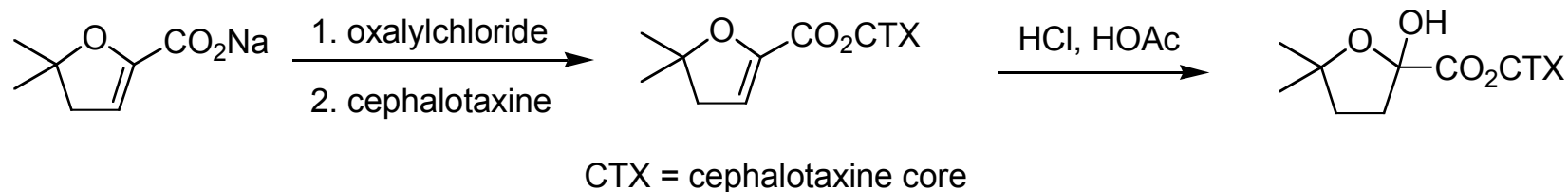
Synthetic History (cont)

- Tietze (*JACS*, 1999, 121, 10264)

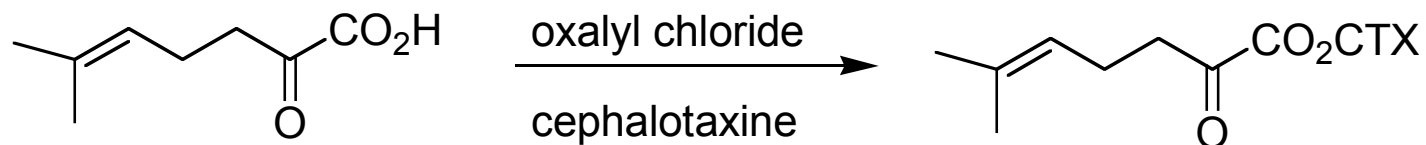


Cephalotaxine Acylation

- Mikoajczak (*JOC*, 1978, 43, 4762)

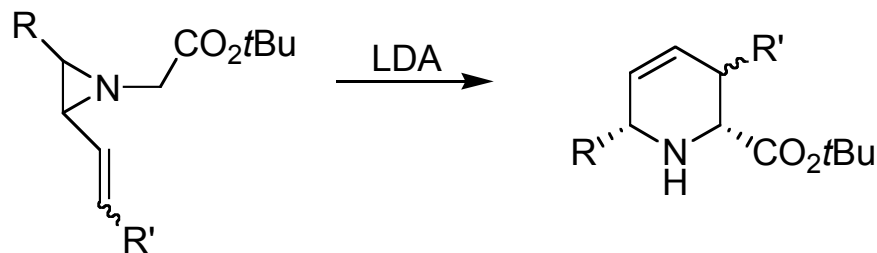


- Hudlicky (*JOC*, 1983, 48, 5321)

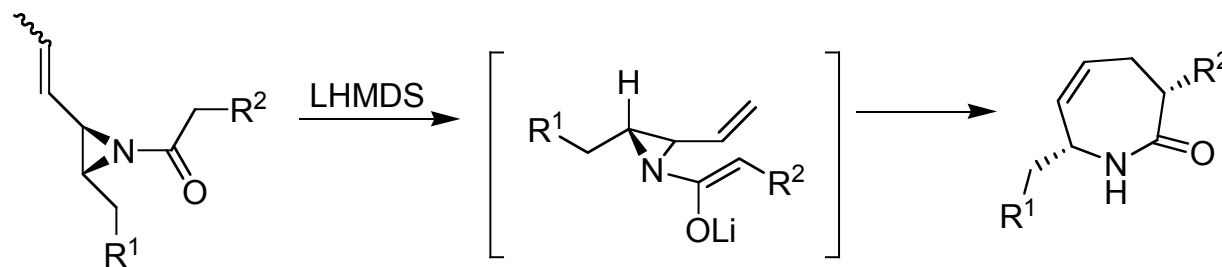


N-Vinyl-Aziridine Rearrangement

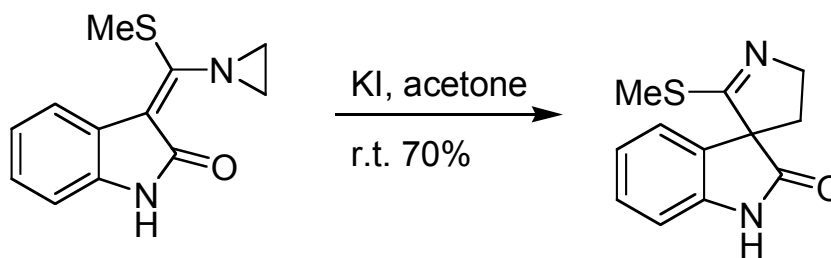
- Aza[2,3]-Wittig (Samfai, *J.O.C.* **1996**, *61*, 8148)



- Aza[3,3]-Claisen Rearrangement (Samfai, *JACS*, **1997**, *119*, 8385)

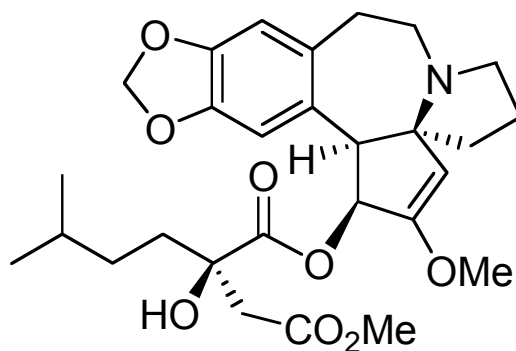


- Spirocycle Synthesis (*Org.Lett.* **2001**, *3*, 4193)

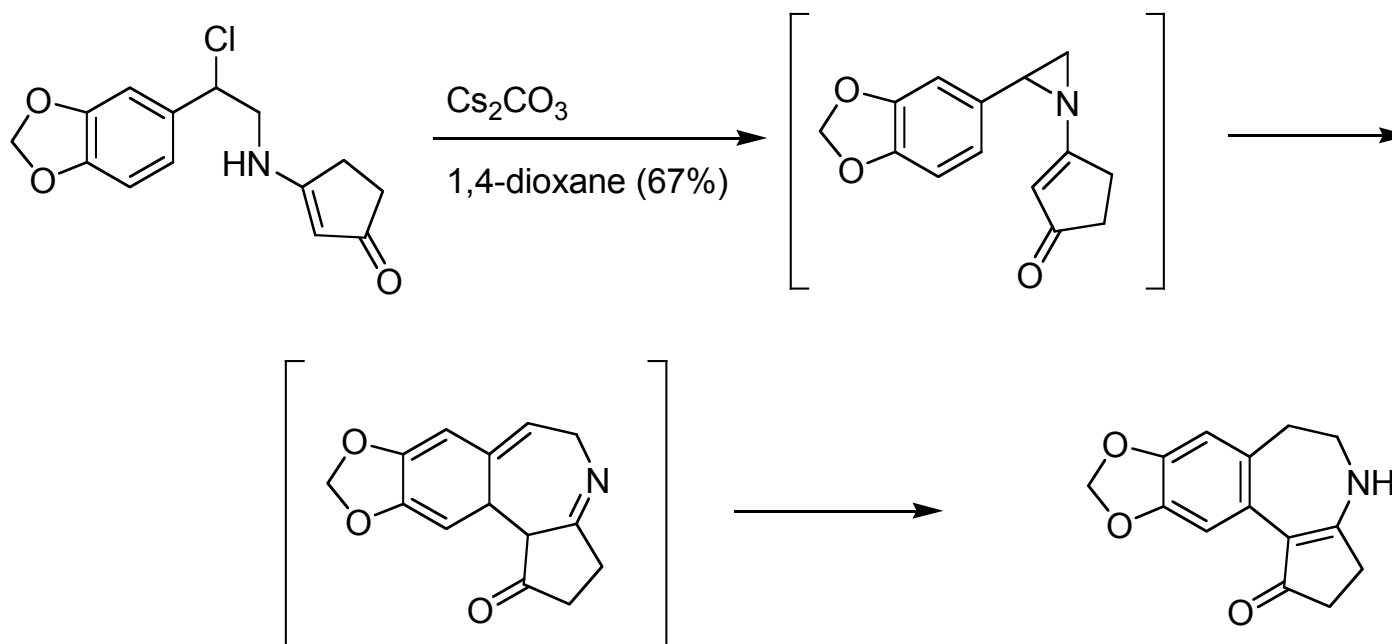
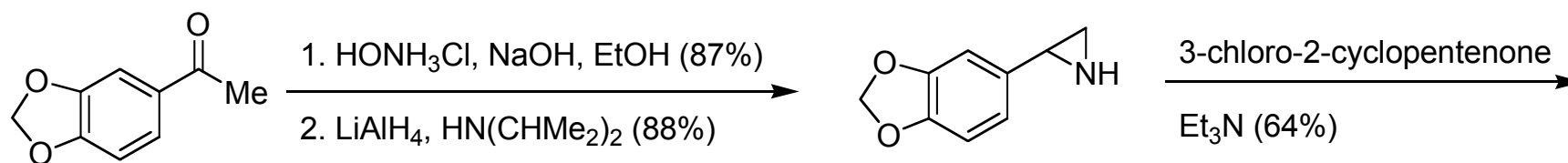


Title Paper:

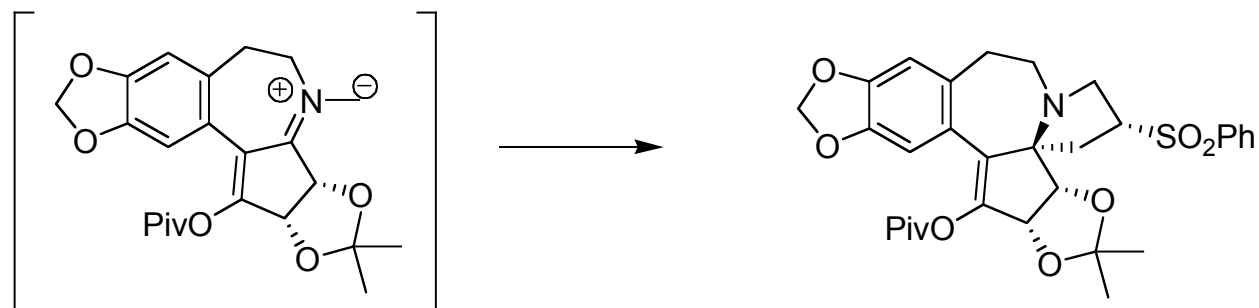
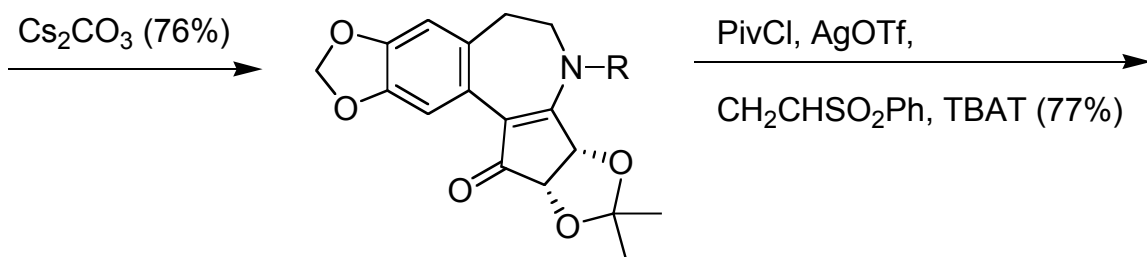
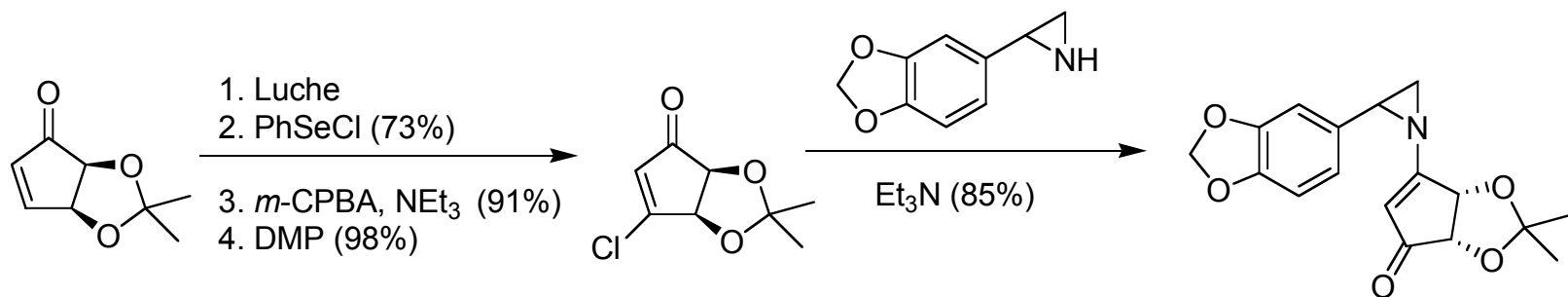
- [3,3] rearrangements demonstrated for [1]benzazepine systems in the literature. No examples of [3]benzazepine formation via an *N*-vinyl aziridine.
- No reported enantioselective total syntheses of deoxyharringtonine



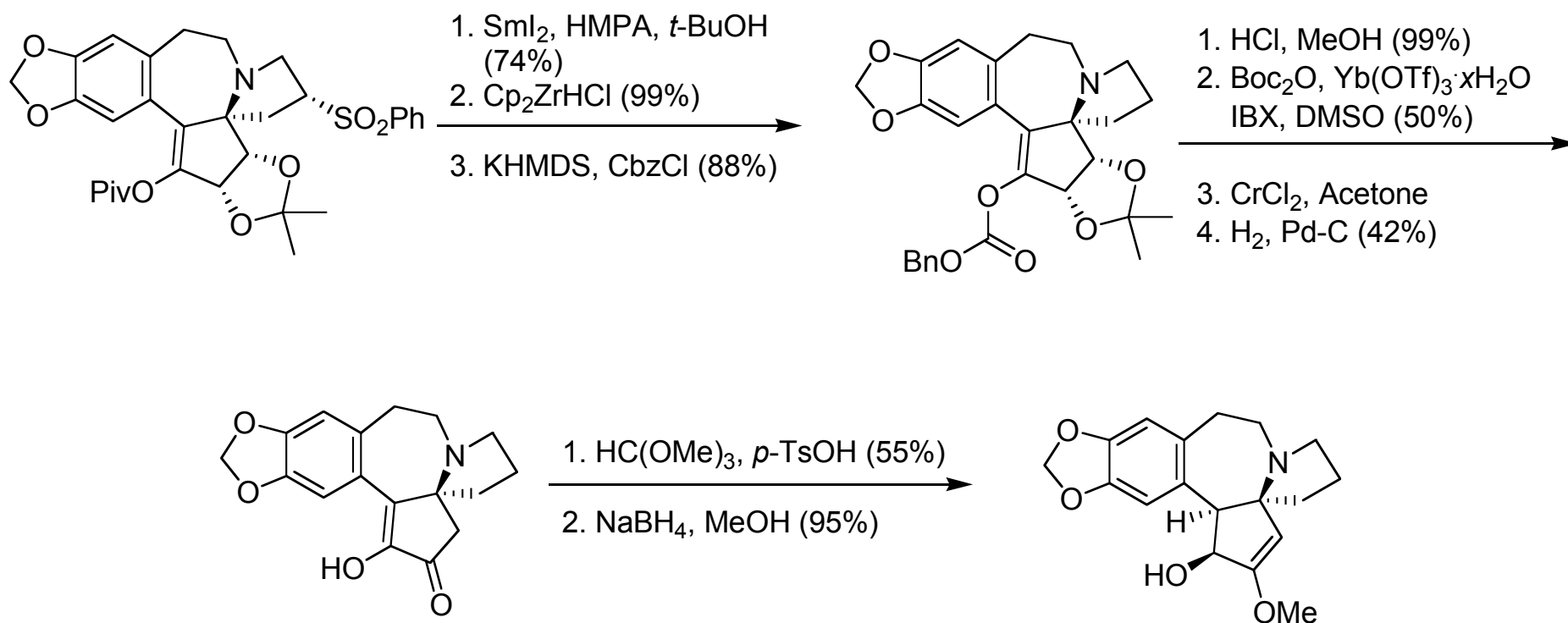
Model Study



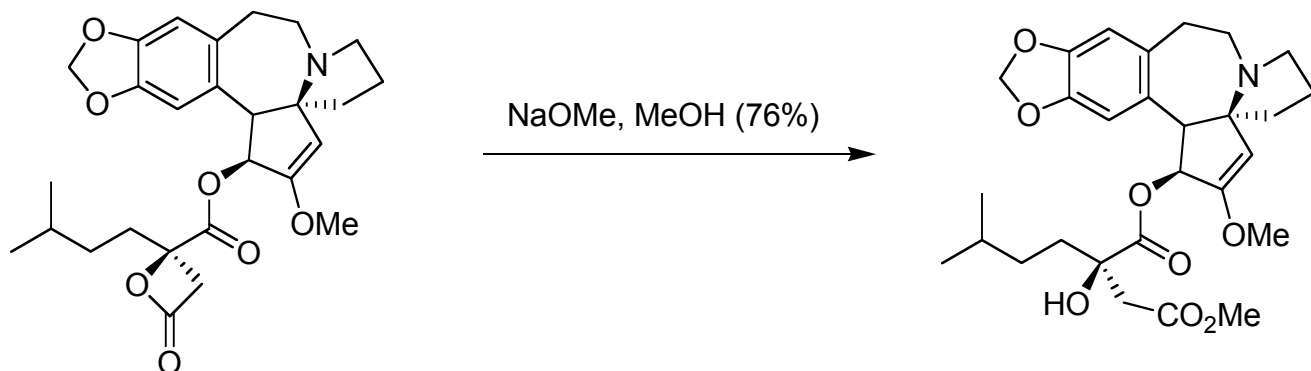
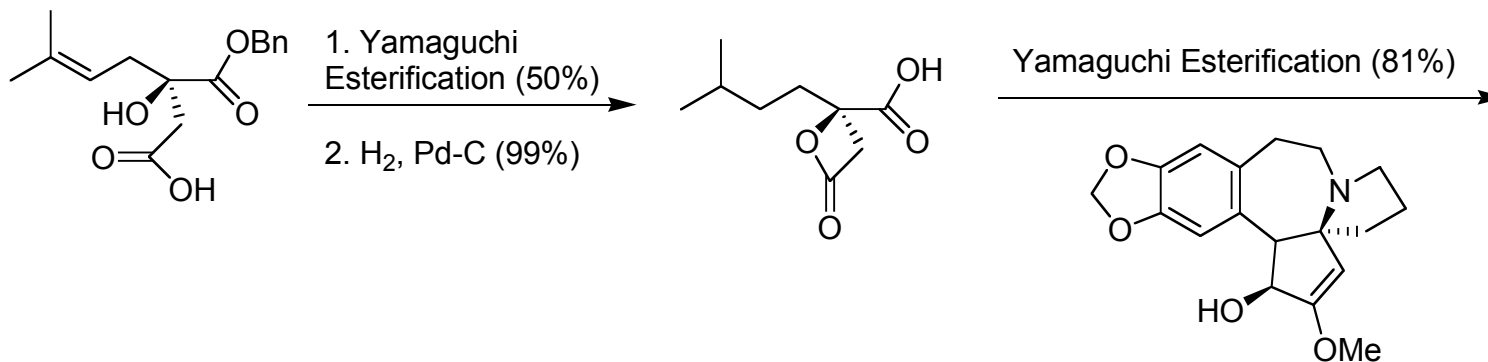
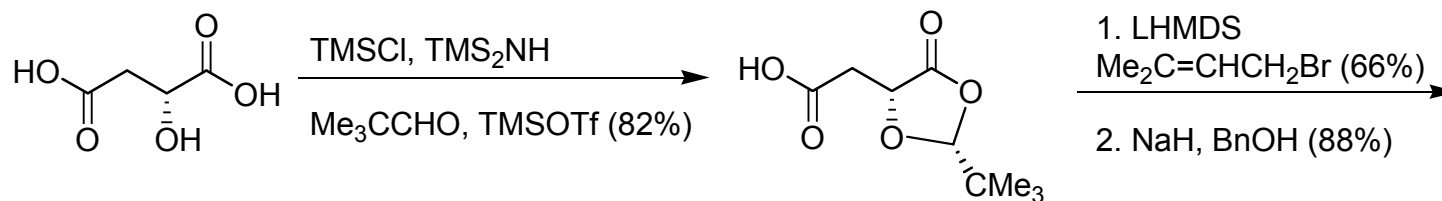
Deoxyharringtonine Synthesis



Deoxyharringtonine (cont)



Deoxyharringtonine-final



Deoxyharringtonine

Conclusion

- The total synthesis of deoxyharringtonine was accomplished in 28 steps and 0.19% overall yield from known starting materials. The longest linear sequence was 19 steps
- The first demonstration of a [3,3]-rearrangement of *N*-vinyl aziridines to form a [3]benzazepine system was demonstrated
- An acylation protocol was developed that could potentially be applied to the synthesis of other cephalotaxine esters or analogues